

FLEXALIGHTING

GLASS 6

Uplights

design Roberto Mantovani



A walkable IP67 for ground recessing of the highest build quality and with a glass front. Extremely small dimensions combine with elevated luminous fluxes. With a body in thick anodised aluminium, it has tempered extra-clear glass, an ATEX cable gland and neoprene cable. Can be fitted with an anti-glare filter for maximum visual comfort.

Incassi a terra IP67 calpestabili di altissima qualità costruttiva, con frontale in vetro. Dimensioni estremamente contenute ed elevati flussi luminosi. Corpo in alluminio anodizzato a spessore, vetro extrachiaro temprato, pressacavo ATEX, cavo in neoprene. Equipaggiabili con filtro antiabbagliamento per il massimo comfort visivo.

Spots à encastrer au sol IP67 de très haute qualité de construction, avec façade en verre. Dimensions extrêmement limitées et à flux lumineux élevés. Corps en aluminium anodisé épais, verre extra-clair trempé, presse-étoupe ATEX, câble en néoprène. Peut être équipé de filtre anti-éblouissement pour le plus grand confort visuel.

IP67 begehbare Bodeneinbauleuchten von sehr hoher Bauqualität, mit Glasfront. Extrem kleine Abmessungen und hohe Lichtströme. Dickes, eloxiertes Aluminiumgehäuse, gehärtetes, extraklares Glas, ATEX-Kabelverschraubung, Neoprenkabel. Kann mit Blendschutzfilter für maximalen Sehkomfort ausgestattet werden.

IP67 made in Italy



Supply current
350-500 mA (V, 8,7V)

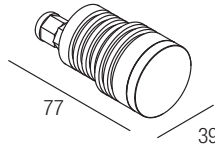
Power
3-6 W

Series wiring

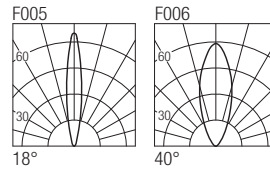
CRI
85

2-Step MacAdam

Dimensions



Photometric diagrams



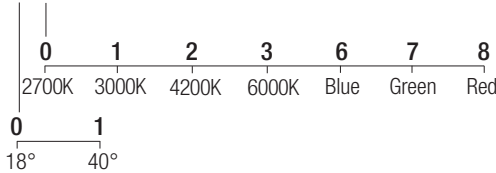
CCT/CRI/Flux

	350mA	500mA
2700K	267lm	384lm
3000K	279lm	400lm
4200K	309lm	462lm
6000K	342lm	495lm

Code construction

Note: cable cut to measure on request

GS6 X X

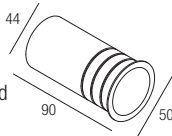


Accessories

CSGS01

Recessing box with trim

Note: recessing box needed for installation



LGS601

Low luminance louver



Note: the filter must be ordered together with the lighting fixture

Drivers

350 mA		500 mA	
on/off	dimnable	on/off	dimnable
AL1034 (1..3) 30mm IP20	AL4000 (1..4) 72mm IP20 PUSH 0/1..10V	AL1074 (1..2) 30mm IP20	AL4010 (1..4) 72mm IP20 PUSH 0/1..10V
AL1035 (1..3) 40mm IP20	AL4051 (1..4) 72mm IP20 DALI 2	AL1077 (1..2) 40mm IP20	AL4151 (1..4) 72mm IP20 DALI 2
AL1037 (1..5) 55mm IP20 S.P.	AL4053 (1..4) 56mm IP20 PUSH IGBT-TRIAC	AL1084 (1..3) 55mm IP20 S.P.	AL4153 (1..4) 56mm IP20 PUSH IGBT-TRIAC
AL9011 (1..4) 44mm IP67	AL8035 (2..4) IP67 DALI	AL9051 (1..3) 44mm IP67	AL8050 (2..4) IP67 DALI