


BANG

Steplights

design Roberto Mantovani



The Bang range proposes asymmetrical single and dual emission recessed wall fixtures able to generate fascinating lighting effects that enrich the architectural syntax of designed interiors.

La gamma Bang propone apparecchi ad emissione asimmetrica da incasso a parete in versione mono emissione e bi emissione, in grado di generare effetti luminosi interessanti e di arricchire la sintassi architettonica del design di interni.

La gamme Bang propose des appareils à émission asymétrique encastrables au mur en version mono-émission et bi-émission, capables de générer des effets lumineux intéressants et d'enrichir la syntaxe architectonique du design d'intérieurs.

Die Produktreihe Bang bietet Geräte mit asymmetrischer Strahlung für den Einbau an der Wand in den Versionen Einzelleuchte und Doppelleuchte, die interessante Lichteffekte erzeugen und die architektonische Syntax der Innenarchitektur bereichern kann.

La gama Bang propone aparatos de emisión asimétrica empotrados en pared, en versión monoemisión y biemisión, capaces de crear efectos luminosos interesantes y de enriquecer la composición arquitectónica del diseño de interiores.



IP20 made in Italy

Supply current

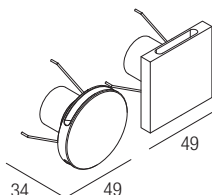
350-500mA (V, 2,9V)

Power

1-2W

Series wiring

Dimensions

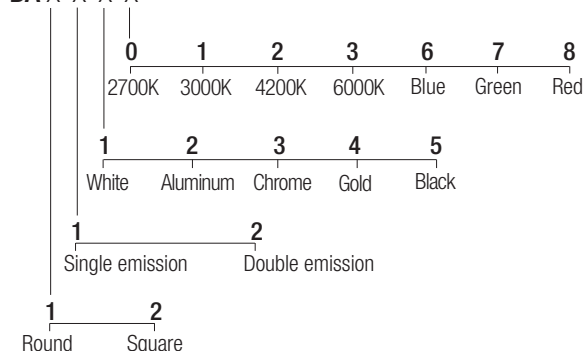


CCT/CRI/Flux

	350mA	500mA
2700K	89lm	128lm
3000K	93lm	133lm
4200K	103lm	154lm
6000K	114lm	165lm

Code construction

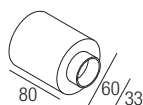
BA X X X X



Optionals

CS1006

Recessing box



AL7022

24VDC/500mA constant current converter

Drivers

